



2020

SYMA
WEBINAR SERIES

Table of Contents

September 10, 2020	3
Presentation Introduction – How to drive change in your practice	3
Speaker Biography – Dr Andy Roark.....	3
Speaker Notes.....	3
September 17, 2020	4
Presentation Introduction – Bovine Respiratory & Antimicrobial Resistance	4
Speaker Biographies – Dr Trent Wennkamp & Dr Anatoliy Trokymchuk.....	4
Speaker Notes.....	5
September 24, 2020	6
Presentation Introduction – Hematology	6
Speaker Biography – Brianne Bellwood, RVT, VTS (Clinical Pathology) CCRVN.....	6
Speaker Notes.....	6
October 1, 2020	7
Presentation Introduction - Practical Techniques in Soft Tissue Surgery	7
Speaker Biography – Dr Howard Seim	8
Speaker Notes.....	8
October 8, 2020	9
Presentation Introduction – Companion Animal Dentistry (Creating the Best Flap, Extraction Techniques/Luxators, Difficult Extractions).....	9
Speaker Biography – Dr Loic Legendre DVM, FAVD, Diplomate AVDC, EVDC.....	9
Speaker Notes.....	9
October 15, 2020	10
Presentation Introduction – Critical Care	10
Speaker Biography – Dr Jennifer Loewen, DVM, DACVECC	10
Speaker Notes.....	10
October 22, 2020	11
Presentation Introduction – Top 10 Small Ruminant Diseases – A Goat-to Guide to What Ewe Need to Know	11
Speaker Biography – Dr Michael Pesato.....	11
Speaker Notes.....	11
October 29, 2020	12
Presentation Introduction – Practical Techniques in Soft Tissue Surgery.....	12
Speaker Biography- Dr Howard Seim	13
Speaker Notes.....	13
November 5, 2020	14

Presentation Introduction – Poultry Vaccination - Corona Virus (IBV): Not in this flock!	14
Speaker Biographies – Dr Tyra Dickson and Dr Stephanie Smith	14
Speaker Notes.....	14
November 12, 2020.....	15
Presentation Introduction – Diffusing the angry client	15
Speaker Biography – Dr Andy Roark	15
Speaker Notes.....	15
November 19, 2020.....	16
Presentation Introduction – An in-depth look at an equine rescue	16
Speaker Biography – Dr Kate Robinson	16
Speaker Notes.....	16
November 26, 2020.....	17
Presentation Introduction – The decision to report abuse	17
Speaker Biographies – Don Ferguson, Dr Dennis Will, Dr Ramdath Changar	17
Speaker Notes.....	18
December 3, 2020.....	19
Presentation Introduction – Zebras of Pathology and What’s New in Pathology	19
Speaker Biography – Dr Bruce Wobeser	19
Speaker Notes.....	19
December 10, 2020.....	20
Presentation Introduction – Working with the cash-strapped client	20
Speaker Biography – Dr Andy Roark	20
Speaker Notes.....	20

September 10, 2020

Presentation Introduction – How to drive change in your practice

Change is both difficult and necessary. This program is probably my most popular, and it outlines key steps that anyone can take to help create change in their organization. The stories I tell here will make you laugh, cry, and, most importantly, remember. Audience: All Team Members.

Speaker Biography – Dr Andy Roark

Dr. Andy Roark is a practicing veterinarian, international speaker, author, and media personality. He is the founder of the Uncharted Veterinary Conference and DrAndyRoark.com. He has been an award-winning columnist for DVM360 and his popular Facebook page, website, podcast and YouTube show reach millions of people every month.

Dr. Roark has received the NAVC Practice Management Speaker of the Year Award three times, the WVC Practice Management Educator of the Year Award, the Outstanding Young Alumni Award from the University of Florida's College of Veterinary Medicine, and the Veterinarian of the Year Award from the South Carolina Association of Veterinarians. His greatest achievement however involves marrying a bad-ass scientist and raising 2 kind and wonderful daughters.



Speaker Notes

If provided, they will be available after the webinar.

Sponsored By:



September 17, 2020

Presentation Introduction – Bovine Respiratory & Antimicrobial Resistance

Antimicrobial Resistance in Bovine Respiratory Disease – It’s getting worse so what can we do? Presentation of a recent study looking at antimicrobial resistance and bovine respiratory disease (BRD) in a feedlot in Alberta and comparing single source ranch calves and auction market calves. Also, an overview of the current state of antimicrobial resistance in BRD in the feedlot, as well as looking at possible strategies to reduce the use of antimicrobials.

Antimicrobial Resistance Research: Emergency of clinical metagenomics offers opportunities for veterinary medicine to incorporate principles of “precision medicine” into herd health management. Funded by Genome Canada, “Genomic ASSETS for livestock” program is applying a suite of novel tools to develop a new paradigm for BRD control and antimicrobial stewardship in beef feedlot production


Speaker Biographies – Dr Trent Wennekamp & Dr Anatoliy Trokymchuk

Dr Trent Wennekamp grew up on a mixed grain and cattle farm. Trent took his undergraduate training at the University of Alberta and then went on to receive his Doctor of Veterinary Medicine in 2001, from the Western College of Veterinary Medicine in Saskatoon. Trent worked overseas for a year in New Zealand as a veterinarian before joining the Lloydminster Animal Hospital in Lloydminster Alberta in 2002 and is now a partner in that practice. Trent recently completed his master’s studies, with research focusing on biosecurity in beef cattle as well as Bovine Respiratory Disease and antimicrobial resistance. Trent is kept busy at home following after the various activities of his four boys.



Dr Anatoliy Trokymchuk, DVM, MSc, MBA is the Chief Scientific Officer at Prairie Diagnostic Services Inc.

Anatoliy received a DVM diploma with highest honours from Bila Tserkva State Agrarian University in 1997 and started a professional career in a remote rural veterinary practice in Ukraine. In 2002 as a part of his graduate veterinary epidemiology program at the National Agrarian University, he served as a visiting fellow at the Purdue University School of Veterinary Medicine focusing on translational research in veterinary public health programs. Recruited by the government of Ukraine as a veterinary public health inspector in 2003, Anatoliy actively participated in the veterinary public health service development and from 2005 to 2007 served as a regional office director. From 2007 to 2010, Anatoliy worked for Fast Genetics – a high-health swine breeding stock subsidiary of HyLife in Northern Saskatchewan. Anatoliy received graduate training in epidemiology (2014) and business administration (2018) from the University of Saskatchewan.



Since 2013, he has been working for Prairie Diagnostic Services in various roles focusing on animal health surveillance, antimicrobial resistance surveillance, antimicrobial susceptibility testing development, and antimicrobial stewardship in the context of One Health. For the last four years, development of regional animal health surveillance and whole genome sequencing diagnostic applications are of particular

interest to Anatoliy's group. PDS team led by Anatoliy is the first laboratory in Canada certified by Oxford Nanopore Technologies for commercial whole-genome sequencing. PDS has successfully implemented nanopore whole-genome sequencing for routine bacterial and viral identification and is working towards the development of rapid culture-independent laboratory testing methods based on metagenomics for animal health and agriculture.

Speaker Notes

If provided, they will be available after the webinar.

Sponsored By:



September 24, 2020

Presentation Introduction – Examining Hematology Findings

This is a hematology centered presentation. including the steps for reviewing a blood smear to complement automated results. Case study includes examining the analyzer print out and deciphering what it means and compare it to what it looks like on a smear.

Speaker Biography – Brianne Bellwood, RVT, VTS (Clinical Pathology) CCRVN

Brianne Bellwood, RVT, VTS (Clinical Pathology), CCRVN is a 2002 graduate of the AHT program at Olds College. After graduating, Brianne worked in mixed animal practice. In 2008, Brianne began teaching at Lakeland College in the Animal Health Technology and Veterinary Medical Assistance programs and has served as Program Coordinator in the past for both programs. In 2016, Brianne achieved her NAVTA Veterinary Technician Specialty designation in the field of Clinical Pathology from the Academy of Veterinary Clinical Pathology Technicians. Her passion for clinical pathology and teaching has led to opportunities to present CE topics both in Canada and Internationally, as well as having the privilege of authoring a number of textbooks and articles for various veterinary publications. Currently Brianne is completing her Master's Degree in Advanced Practice in Veterinary Nursing through the University of Glasgow.



Speaker Notes

If provided, they will be available after the webinar.

October 1, 2020

Presentation Introduction - Practical Techniques in Soft Tissue Surgery

Overall presentation description

These sessions will consist of a variety of practical soft tissue surgery techniques that most veterinarians can perform in their practice. Video segments of clinical case material, carefully edited to form a real-life experience, will be used as a means of delivering the surgical lectures. An advantage of this lecture style is that participants are able to see the case actually operated on during the lecture.

Intestinal anastomosis – tips to make it easier

When performing an intestinal resection and anastomosis by yourself (i.e., no assistant to help!) I have several tips that may make the procedure easier for you. I will suggest a number of alternative techniques that you can consider incorporating that may make this common procedure easier and more predictably successful. Video of clinical cases will be used to illustrate these techniques.

Surgical management of GDV

This seminar will focus primarily on the surgical management of GDV patients. Video of clinical cases during intraoperative decision making will be presented. We will focus on the authors' preferred method for gastric derotation and the technical aspects of performing a 15-minute incisional gastropexy. Extensive use of video of clinical cases will give participants a real-life experience.

Anal saccullectomy: a novel approach

Anal saccullectomy is frequently performed in veterinary practice. It can be tricky to get all of the anal sac epithelium and preserve the external anal sphincter muscle and caudal rectal nerve. A 'novel' technique has been suggested that allows the surgeon full control of the perianal anatomy and thus preservation of vital structures during anal sac resection. This technique facilitates complete removal of the anal sac while encouraging protection of caudal rectal nerve fibers and external anal sphincter muscle. Video showing this technique in a clinical case will illustrate its potential usefulness in your practice.

The 4 ligature splenectomy

Years ago the anatomist suggested that in order to safely remove the spleen the left gastroepiploic artery and vein must be preserved or the gastric blood supply would be severely compromised. We now know this is not true! I will suggest a way to use this new anatomical information to safely remove the spleen in a non-GDV patient using 4 (maybe 5!) ligations.

Surgical management of brachycephalic syndrome

This session will discuss the management of upper airway obstruction in brachycephalic breeds. Emphasis will be placed on nasoplasty and soft palate resection. A new technique for nasal planum resection will be discussed. There is compelling evidence suggesting that not all everted laryngeal saccules need to be resected! Videotape will be used to illustrate surgical techniques.

Speaker Biography – Dr Howard Seim

Dr. Seim graduated from Washington State University, completed an internship in Saskatoon, Saskatchewan Canada, and a surgical residency at the Animal Medical Center in New York City. He obtained Diplomate status in the American College of Veterinary Surgeons in 1983. He is currently on the surgical staff at Colorado State University. He was recipient of the Merck AGVET Award for Creative Teaching, the CSU Award for Instructional Innovation and selected as the North American Veterinary Conference's Small Animal Speaker of the Year in 2009. Dr. Seim is founder of VideoVet a Veterinary Surgery Continuing Education video series. www.videovet.org



Speaker Notes

If provided, they will be available after the webinar.

October 8, 2020

Presentation Introduction – Companion Animal Dentistry (Creating the Best Flap, Extraction Techniques/Luxators, Difficult Extractions)

Creating the best flap; a tension releasing process

Flaps are used for various procedures from extraction to crown lengthening to bone augmentation, to closing palatal defects or oronasal fistulae. For each procedure, flap variations exist. Some modifications are dictated by individual parameters others are the result of the operator's preference. This presentation will review and compare which flaps are best when extracting specific teeth, from the envelope flap used for most premolars to the more complicated single or double vertical release flaps used for canines 01 · maxillary molars.

Extraction techniques using luxators

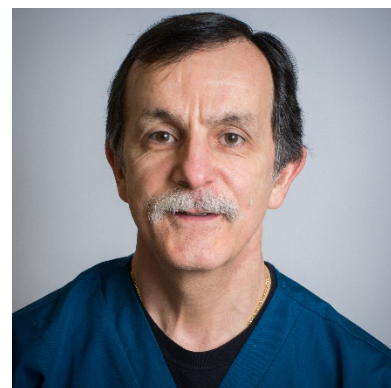
There is more than one way to extract a tooth. This presentation will concentrate on how to use luxators with minimal bone removal. It will review the equipment required to use this technique. It will dwell into the physics involved in breaking the fibers of the periodontal ligament; the only tissue that should be damaged during an extraction.

Surgical and difficult extractions

In this lecture we will cover techniques necessary when dealing with complications associated with extractions such as supernumerary roots, unerupted teeth, ankylosis, root l'idges, retained roots, fractured roots, root dilaceration. All of the above are fairly easy to correct once one knows how. The exception being ankylosis that is truly a difficult condition to deal with.

Speaker Biography – Dr Loic Legendre DVM, FAVD, Diplomate AVDC, EVDC

Dr. Loic Legendre has been providing veterinary dental care in the Lower Mainland since 1995. After practising as a small animal veterinarian, Dr. Legendre started to specialize. He is a Fellow of the Academy of Veterinary Dentistry and a specialist of the American Veterinary Dental College and of the European Veterinary Dental College. In addition to daily practice, he enjoys teaching at international conferences. His areas of interest are orthodontics, maxillofacial reconstructive surgery and cancer treatments.



Speaker Notes

If provided, they will be available after the webinar.

October 15, 2020

Presentation Introduction – Critical Care

"Staying alive" vs. "Another one bites the dust" - CPR lecture

CPR is something that isn't needed often but when needed, it is important that you and your team know the proper steps and technique to give the animal the best chance of survival. This lecture will review the RECOVER CPR algorithm including basic and advanced life support with some case based examples.

"Blue ain't your colour"- Approach to respiratory distress

Cats and dogs can have develop respiratory distress due to a large number of problems. This lecture will cover initial stabilization of patients suffering from respiratory distress as well as some case based examples of common causes of respiratory distress.

Speaker Biography – Dr Jennifer Loewen, DVM, DACVECC

Dr. Jen Loewen is an assistant professor of small animal emergency medicine and critical care at the Western College of Veterinary Medicine. Dr. Loewen grew up in Winnipeg, Man., before earning her veterinary degree at the WCVM in 2014. Following graduation, she completed a small animal rotating internship at Iowa State University and a residency in small animal emergency and critical care at the University of Wisconsin-Madison. Dr. Loewen obtained her board certification from the American College of Veterinary Emergency and Critical Care in 2018. Her research interests include fluid management and simulation teaching.



Speaker Notes

If provided, they will be available after the webinar.

Sponsored by:



October 22, 2020

Presentation Introduction – Top 10 Small Ruminant Diseases – A Goat-to Guide to What Ewe Need to Know

This lecture will focus on some of the biggest problems and diseases in small ruminant practice. Covering everything from husbandry practices and how they influence disease processes to the clinical presentation of some of the most common diseases you will encounter, this discussion aims to provide you with the tools necessary to tackle many small ruminant challenges. This a lecture that EWE DOEn't want to miss!

Speaker Biography – Dr Michael Pesato

Dr. Michael Pesato is originally from Vermilion, Ohio and attended veterinary school at Mississippi State University's College of Veterinary Medicine. After graduation in 2015, Dr. Pesato completed an internship and residency focusing on food animal practice with the Section of Field Service at New Bolton Center, the large animal campus of the University of Pennsylvania's School of Veterinary Medicine. Dr. Pesato became a diplomate of the American Board of Veterinary Practitioners (Food Animal Practice) in 2019. He spent two years practicing with the Section of Field Service after his residency, working to develop a Small Ruminant Wellness Program that focused on both individual animal care and herd health management. Dr. Pesato is now an Assistant Clinical Professor of Food Animal Medicine at Mississippi State University's College of Veterinary Medicine. His specific interests include preventative medicine and management techniques for sheep, goat, and cattle clientele and he has a passion for educating students, clients, and colleagues alike.



Speaker Notes

If provided, they will be available after the webinar.

October 29, 2020

Presentation Introduction – Practical Techniques in Soft Tissue Surgery

Overall presentation description

These sessions will consist of a variety of practical soft tissue surgery techniques that most veterinarians can perform in their practice. Video segments of clinical case material, carefully edited to form a real-life experience, will be used as a means of delivering the surgical lectures. An advantage of this lecture style is that participants are able to see the case actually operated on during the lecture.

Surgical management of canine cystic and urethral calculi

A 'never fail' technique for retropulsion of calculi lodged in the urethra of male dogs will be presented. Surgical management of cystic calculi will be discussed and a new protocol will be demonstrated that will eliminate the possibility of leaving a stone behind after performing a cystotomy. Video of a clinical case will be used to illustrate all techniques.

Feline perineal urethrostomy – a novel approach

Feline perineal urethrostomy has classically been approached with the patient placed in a perineal position. Although this positioning is awkward for the surgeon it has become the standard approach. This lecture will suggest taking another look at patient positioning. Placing the cat in dorsal recumbancy allows for a much more 'ergonomic' approach for the surgeon and enhances visualization of the regional anatomy. In addition, this positioning allows access to the patients' urinary bladder. Video of this novel approach will be used to illustrate the advantages of dorsal recumbancy positioning.

Sponsored by:

EASE-FLOW™
Soft Chews

Wound management secrets

Think of the most difficult location to bandage a wound.....this seminar will suggest a method of how you can 'bandage that wound'! Also.....can you force a wound to continue to contract.....oh yes you can! Videotape of these selected 'secrets' to facilitate wound management will be discussed.

Speaker Biography- Dr Howard Seim

Dr. Seim graduated from Washington State University, completed an internship in Saskatoon, Saskatchewan Canada, and a surgical residency at the Animal Medical Center in New York City. He obtained Diplomate status in the American College of Veterinary Surgeons in 1983. He is currently on the surgical staff at Colorado State University. He was recipient of the Merck AGVET Award for Creative Teaching, the CSU Award for Instructional Innovation and selected as the North American Veterinary Conference's Small Animal Speaker of the Year in 2009. Dr. Seim is founder of VideoVet a Veterinary Surgery Continuing Education video series. www.videovet.org



Speaker Notes

If provided, they will be available after the webinar.

November 5, 2020

Presentation Introduction – Poultry Vaccination - Corona Virus (IBV): Not in this flock!

This webinar aims to provide veterinary professionals with information regarding the vaccination of small flock/backyard poultry including reasons to vaccinate, vaccine administration, which vaccines to administer, ordering poultry vaccines, and serology.

Speaker Biographies – Dr Tyra Dickson and Dr Stephanie Smith

Dr Tyra Dickson grew up on a grain farm in southern Manitoba. She completed a Bachelor of Science in Agriculture and a Master's of Science in Agriculture (Poultry Nutrition) at the University of Manitoba. She graduated from the Western College of Veterinary Medicine with a Doctor of Veterinary Medicine in 2010. After 9 years in mixed animal practice, in April 2019, she began work as the Poultry Extension Veterinarian for Saskatchewan.



Dr. Stephanie Smith developed her passion for poultry early in life and that has continued through her veterinary career in both mixed animal and poultry veterinary practices. She currently works with the Ministry of Agriculture. She and her husband manage a grain and cattle farm near Arelee, Saskatchewan. When not busy with work and farming, she enjoys spending time with her many chickens, horses and dogs.



Speaker Notes

If provided, they will be available after the webinar.

November 12, 2020

Presentation Introduction – Diffusing the angry client

Diffusing The Angry Client: This six-step program was created using data from the hotel, restaurant, and airline industries. It is a systematic approach to dealing with angry or complaining clients and one that every staff member should know. Audience: All Team Members.

Speaker Biography – Dr Andy Roark

Dr. Andy Roark is a practicing veterinarian, international speaker, author, and media personality. He is the founder of the Uncharted Veterinary Conference and DrAndyRoark.com. He has been an award-winning columnist for DVM360 and his popular Facebook page, website, podcast and YouTube show reach millions of people every month.

Dr. Roark has received the NAVC Practice Management Speaker of the Year Award three times, the WVC Practice Management Educator of the Year Award, the Outstanding Young Alumni Award from the University of Florida's College of Veterinary Medicine, and the Veterinarian of the Year Award from the South Carolina Association of Veterinarians. His greatest achievement however involves marrying a bad-ass scientist and raising 2 kind and wonderful daughters.



Speaker Notes

If provided, they will be available after the webinar.

Sponsored by:



November 19, 2020

Presentation Introduction – An in-depth look at an equine rescue

Veterinary professionals are often the first called to assist with large animal rescue. However, many of us have no formal training in large animal rescue, making these tense situations even more stressful. This webinar will review a case of equine rescue (during the COVID pandemic) and use it as an example to highlight things that worked, things that didn't, and what the author might do differently next time. Of note, this was the first rescue that Dr. Robinson was involved in. Discussion and questions from the audience is encouraged.

Speaker Biography – Dr Kate Robinson

Dr Robinson is a field service clinician at U of S's Veterinary Medical Center and a board-certified equine practice specialist. Dr Robinson is an assistant professor at the Western College of Veterinary Medicine, where she teaches in a variety of courses, from introductory horse handling labs (first year students) to specialized radiology labs (third year students). Dr Robinson has a keen interest in teaching fourth year students during their clinical rotations; her clinical interests include lameness and diagnostic imaging (radiology, ultrasonography), as well as podiatry and routine preventative health care.



Speaker Notes

If provided, they will be available after the webinar.

Sponsored by:



November 26, 2020

Presentation Introduction – The decision to report abuse


A recent survey by the SVMA Animal Welfare Committee revealed that veterinary professionals still have many questions about animal welfare. The purpose of this webinar is to provide information that will help to demystify animal welfare enforcement as well as to provide an opportunity to have your animal welfare-related questions answered. The webinar will include an overview of past and current states of animal welfare enforcement and legislation, a discussion on the basics of an animal welfare investigation, a veterinary panel discussion and a question and answer period.

Speaker Biographies – Don Ferguson, Dr Dennis Will, Dr Ramdath Changar, Dr Jordan Woodsworth

Don Ferguson is the Executive Director of Animal Protection Services of Saskatchewan. It is the Animal Protection Agency responsible for enforcing the Animal Protection Act in Saskatchewan except for in Regina and Saskatoon. Prior to taking this position he had investigated over 4000 files of animal cruelty and neglect with the Alberta SPCA and Calgary Humane Society as a Peace Officer under the Animal Protection Act of Alberta. He has also instructed at the Justice and Solicitor General Staff College providing instruction for the Alberta Peace Officer Investigator Program. Don is a Registered Veterinary Technologist with the Saskatchewan Veterinary Medical Association and completed his diploma in 2005 from Lakeland College in Vermilion, AB. Prior to his law enforcement career he served 20 years in the Canadian Armed Forces with the Canadian Airborne Regiment and the 1st Battalion of Princess Patricia's Canadian Light Infantry.



Dr Jordan Woodsworth is a general veterinary practitioner and part of the Wellness and Preventive Medicine team at the Western College of Veterinary Medicine's Veterinary Medical Centre. She is a 2008 graduate of the WCVM and joined the staff of the VMC in 2012 to start the Wellness and Service Learning programs. Jordan's diverse professional interests include community engagement and social accountability in the veterinary profession, clinical communications, interprofessional work in the area of animal welfare, and elevating the quality and perception of well care for cats and dogs. Jordan's work in Northern Saskatchewan is an area of true passion, and she strives to use her role as a veterinary educator to provide opportunities for veterinary learners and practitioners to develop and practice culturally safe approaches to veterinary care. Her personal interests include lake time with her husband, 2 kids and dog, travelling and enjoying nature, and eating and cooking amazing food.



Dr. Ramdath Changar graduated from the Atlantic Veterinary College in Prince Edward Island in 1992. He also has a Masters in Agriculture with emphasis on ruminant nutrition as well as a Bachelor of Sciences with emphasis on Dairy Sciences, both from the University of Florida. Dr. Changar moved to Moose Jaw, Sk and started working at the Moose Jaw Animal Clinic the same year he graduated from the Atlantic Veterinary College. He has completed multiple continuing education programs such as an Animal Hoarding Workshop and a Veterinary Forensics Course. Three years later, in 1995, Dr. Changar became a partner to the clinic. He now owns 100% of the mixed animal practice in Moose Jaw. Ram was raised in Trinidad, Caribbean and now lives on a farm near Moose Jaw with his wife and two kids. Dr. Changar is always on the go keeping up with the clinic and in his spare time his interests include traveling and building. He also holds a black belt in Taekwondo.



Speaker Notes

If provided, they will be available after the webinar.

December 3, 2020

Presentation Introduction – Zebras of Pathology and What's New in Pathology

Zebras of pathology. What seems like a straight forward and routine diagnostic case can sometimes take an unexpected twist. Every so often those hoof beats you hear in the night are zebras. This will be a brief trip through interesting and unusual diagnostic cases that have come through the pathology service.

What's new in the world of pathology? Diagnostic tests, procedures and tools change all the time. This talk will be a brief tour through what's new, why we use it and how it can help you. Other topics touched upon will be changing features of animal disease as we see it through the diagnostic lab.

Speaker Biography – Dr Bruce Wobeser

Dr Bruce Wobeser was born and raised in Saskatoon. He graduated from WCVN in 1995 and worked as a small animal clinician in Saskatchewan and Alberta for 9 years. In 2004, he returned to the WCVN to get diagnostic training in pathology, completed a MVetSc in 2006, became board certified as a pathologist in 2007, and completed his PhD and started on faculty at the WCVN in 2010.



Speaker Notes

If provided, they will be available after the webinar.

Sponsored by:



December 10, 2020

Presentation Introduction – Working with the cash-strapped client

Working With The Cash-Strapped Client: If money were no object, veterinary medicine would be so much easier! Unfortunately, finances are a big factor in quality pet healthcare. This session is all about developing effective strategies for talking about money and getting pets the best care possible when resources are limited. Audience: All Team Members.

Speaker Biography – Dr Andy Roark

Dr. Andy Roark is a practicing veterinarian, international speaker, author, and media personality. He is the founder of the Uncharted Veterinary Conference and DrAndyRoark.com. He has been an award-winning columnist for DVM360 and his popular Facebook page, website, podcast and YouTube show reach millions of people every month.

Dr. Roark has received the NAVC Practice Management Speaker of the Year Award three times, the WVC Practice Management Educator of the Year Award, the Outstanding Young Alumni Award from the University of Florida's College of Veterinary Medicine, and the Veterinarian of the Year Award from the South Carolina Association of Veterinarians. His greatest achievement however involves marrying a bad-ass scientist and raising 2 kind and wonderful daughters.



Speaker Notes

If provided, they will be available after the webinar.

Sponsored by:

Chondro-Flex GOLD™